


# RaiLite



*The Waterfront,  
Vancouver, WA*

## **C1392 SERIES C1392D SERIES DIRECTIONAL**

Unique, slim profile exterior luminaire for use in architectural railing systems, mounted between support posts. Featuring a high-impact opal acrylic diffuser provides a symmetrical light pattern that effectively illuminates walkways and helps delineate perimeter railing systems.



*Directional cut-off characteristic*

**COLE**  
*Lighting*

C.W. Cole & Company, Inc.  
2560 Rosemead Boulevard  
South El Monte, CA 91733-1593

Tel. (626) 443-2473

Fax (626) 443-9253

info@colelighting.com

[www.colelighting.com](http://www.colelighting.com)

# RaiLite

## C1392 Series

### Description

Unique, slim profile luminaire for use in architectural railing systems between support posts. A high impact opal acrylic diffuser provides a symmetrical illumination pattern that effectively washes walkways with light. Illumination is provided by high performance LEDs with integral driver.

### Applications

Ideal for use in guardrails on pedestrian bridges, stair and ramp railings.

### Construction

- Fixture is constructed from either 20 gauge stainless steel or .050" aluminum
- Aluminum models are powder coated, while stainless steel models are satin finished, passivated for maximum rust resistance
- Faceplates are provided with 3/16" opal acrylic and are retained by stainless steel tamperproof screws
- cETLus listed for use in wet locations, in any wall construction
- Mounting holes furnished as required for specific job conditions.

### Electrical

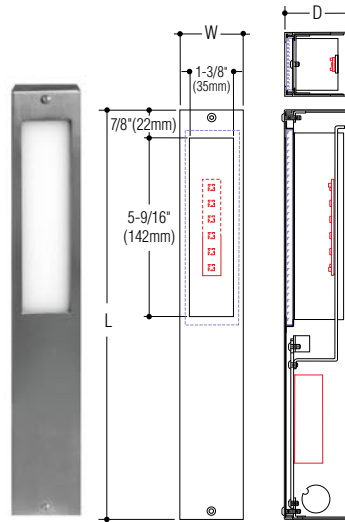
- Wired for standard and high performance LEDs
- Integral driver is standard universal voltage; optional 0-10v dimming driver available
- Remote drivers up to 60 watts can be specified to power multiple fixtures. Driver enclosures are available for damp, wet, and submersible applications
- Provided with 1/2" knockout on either side; other locations available upon request

### Custom

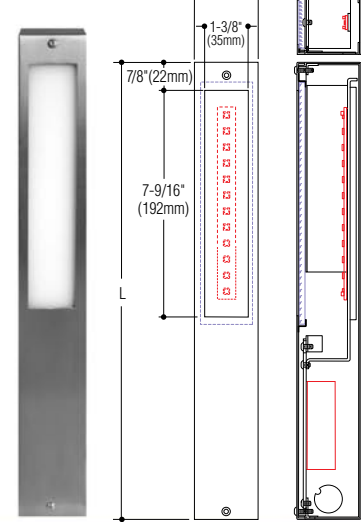
If your project demands a special fixture we would be pleased to discuss the production of modified standard fixtures or custom fixtures to suit your specific conditions. For more information on our custom capabilities, please contact your local Cole representative.



C1392W-LED



C1392W-LED-2



### Catalog Number Lamp

LED 1.5W, (126 lm @ 3000°K; 146 lm @ 4000°K)  
 LED 3.2W, (331 lm @ 3000°K; 346 lm @ 4000°K)  
 LED 3.0W, (252 lm @ 3000°K; 292 lm @ 4000°K)  
 LED 6.4W, (662 lm @ 3000°K; 692 lm @ 4000°K)

### Housing W & D      Housing Length

**C1392W-LED**      2" x 2"      12 3/4"  
**C1392W-LED-HO**      2" x 2"      12 3/4"  
**C1392W-LED-2**      2" x 2"      14 1/4"  
**C1392W-LED-HO-2**      2" x 2"      14 1/4"

Lumens shown are source. Photometric data available at: <https://www.colelighting.com/photometrics>

### Options

- Driver:** 277V (Univ. Volt.) Add suffix **-277**.
- Alternate housing dimensions:** Add suffix **-SP**/(dimensions).
- Alternate shielding:** Contact factory for options. Add suffix **-OS**.
- Remote Power Supply:** Suitable for applications where line voltage can not be present. Add suffix **-REM**
- Dimming:** 0-10V dimming driver (Univ. Volt). Add suffix **-DIM**.
- Back Access:** Allows trim with no fasteners. Add suffix **-BA**.
- Bottom KO:** 1/2" knockout at bottom in lieu of standard side knockouts (3" wide housing suitable for two knockouts). Add suffix **-BKO**.
- LED color:** 4000°K. Add suffix **-4K**.
- Amber. 590nm (FWC compliant). Add suffix **-AMB**.
- Painted finish:** Custom color. Add suffix **-CC**/color.

Perfect for  
stairway  
lighting  
solutions.



**C.W. Cole & Company, Inc.**  
 2560 Rosemead Boulevard  
 South El Monte, CA 91733-1593

Tel. (626) 443-2473  
 Fax (626) 443-9253  
 info@colelighting.com  
[www.colelighting.com](http://www.colelighting.com)

# RaiLite

## C1392D Directional

### Description

This Directional Series is the preferred RaiLite choice for effectively illuminating walkways from its mounting location in architectural railing systems. High-performance LEDs are located above the apertures and are positioned optimally for maximum forward performance and minimum glare to the eyes.

### Applications

Ideal for use in guardrails on pedestrian bridges, stair and ramp railings.

### Construction

- Fixture is constructed from either 20 gauge stainless steel or .050" aluminum
- Aluminum models are powder coated, while stainless steel models are satin finished, passivated for maximum rust resistance
- Faceplates are provided with clear tempered glass diffusers, backed with low-glare matte black baffles
- Tamperproof screws provided
- cETLus listed for use in wet locations
- Mounting holes furnished as required for specific job conditions.

### Electrical

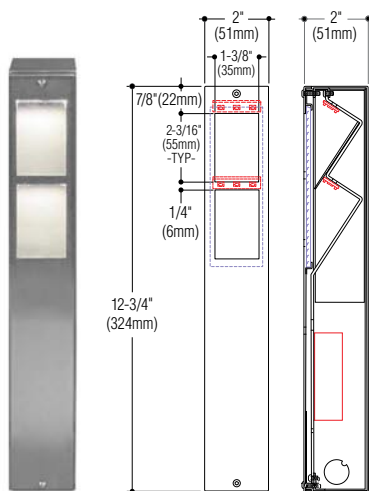
- Wired for standard and high performance LEDs
- Integral driver is standard universal voltage; optional 0-10v dimming driver available
- Remote drivers up to 60 watts can be specified to power multiple fixtures. Driver enclosures are available for damp, wet, and submersible applications
- Provided with 1/2" knockout on either side; other locations available upon request.

### Custom

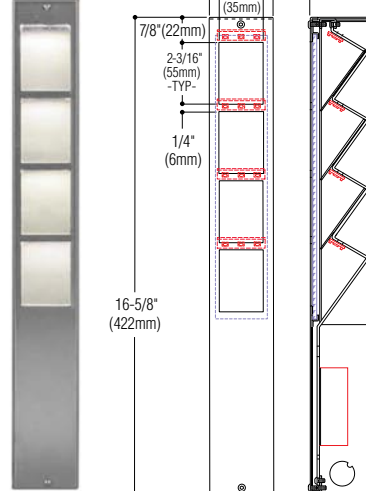
If your project demands a special fixture we would be pleased to discuss the production of modified standard fixtures or custom fixtures to suit your specific conditions. For more information on our custom capabilities, please contact your local Cole representative.



C1392DW-LED-2



C1392DW-LED-4



### Catalog Number

### Lamp

LED 1.5W, (126 lm @ 3000°K; 146 lm @ 4000°K)  
 LED 3.2W, (331 lm @ 3000°K; 346 lm @ 4000°K)  
 LED 3.0W, (252 lm @ 3000°K; 292 lm @ 4000°K)  
 LED 6.4W, (662 lm @ 3000°K; 692 lm @ 4000°K)

**C1392DW-LED-2**

**C1392DW-LED-2-HO**

**C1392DW-LED-4**

**C1392DW-LED-4-HO**

### Housing

### W & D

2" x 2"  
 2" x 2"  
 2" x 2"  
 2" x 2"

### Housing

### Length

12 3/4"  
 12 3/4"  
 16 5/8"  
 16 5/8"

Lumens shown are source. Photometric data available at: <https://www.colelighting.com/photometrics>

### Options

**Driver:** 277V (Univ. Volt) Add suffix **-277**.

**Alternate housing dimensions:** Add suffix **-SP/** (dim.).

**Alternate shielding:** Contact factory. Add suffix **-OS**.

**Remote Power Supply:** Suitable for applications where line voltage can not be present. Add suffix **-REM**

**Dimming:** 0-10V driver (Univ. Volt). Add suffix **-DIM**.

**Frosted glass diffuser:** Tempered. Add suffix **-FG**.

**Skytex lens:** enhanced lateral performance. Add suffix **-ST**.

**LED color:** 4000°K. Add suffix **-4K**.

Amber. 590nm (FWC compliant). Add suffix **-AMB**.

**Back Access:** Allows trim with no fasteners. Add suffix **-BA**.

**Bottom KO:** 1/2" knockout at bottom in lieu of standard side knockouts. Add suffix **-BKO**.

**Painted finish:** Custom color (consult factory). Add suffix **-CC/(color)**.



**COLE**  
*Lighting*

**C.W. Cole & Company, Inc.**  
 2560 Rosemead Boulevard  
 South El Monte, CA 91733-1593

Tel. (626) 443-2473

Fax (626) 443-9253

info@colelighting.com


[www.colelighting.com](http://www.colelighting.com)




*Pike Place MarketFront, Seattle WA*



*Private Residence, Whittier, CA*



*Yerba Buena Gardens, San Francisco CA*



*Santa Monica Place, CA*



*The Waterfront, Vancouver, WA*

**COLE**  
*Lighting*