

Plugging Boxes

Interior Applications



TLS370-1S-9/30AMP-2/GFCI-1/RJ11-1/RJ45

TLS370 SERIES

Description

TLS370 Series Plugging Boxes are recessed floor mounted enclosures designed for the temporary connection of a significant number of electrical devices in interior existing floor installations. The cover set features a smooth, brushed/satin finish surface, suitable for use in churches, school auditoriums and lecture halls.

Features

Cover opens to provide access to devices. Cord slots allow door to remain closed with cord connected. Optional hinged door closes single 4" cord slot when not in use. Barrier can be provided behind interior panel to separate high and low voltage devices. The depth of the wiring area allows large devices and installation with large wire sizes.

Applications

The TLS370 Series Plugging Boxes are for installations in exhibition halls, auditoriums, and civic buildings for the connection of many electrical devices in one large plugging box.

Custom

If your project demands a special fixture we would be pleased to discuss the production of custom fixtures to suit your specific conditions. For more information on our custom capabilities, please contact your local Cole representative.



TLS370-1S — single cord slot

An optional inner door with an opening handle conceals a single cord slot when the TLS370 Series is not in use.



TLS370



C.W. Cole & Company, Inc.
 2560 Rosemead Boulevard
 South El Monte, CA 91733-1593

Tel. (626) 443-2473
 Fax (626) 443-9253
 info@colelighting.com
www.colelighting.com

Plugging Boxes

TLS370 SERIES

Specifications

Construction

- Cast aluminum door and frame are brushed/satin finished, clear-coated and available with four open cord-slots or optional oversized cord-slot with hinged cover
- 16 gauge electro-galvanized steel housing is white polyester coated, suitable for concrete pour installation
- Cover-set available with choices of flush-fit or overlapping carpet flange
- Four cord slots allow cords to pass with door in closed position
- Device mounting plate is .063" aluminum

Electrical

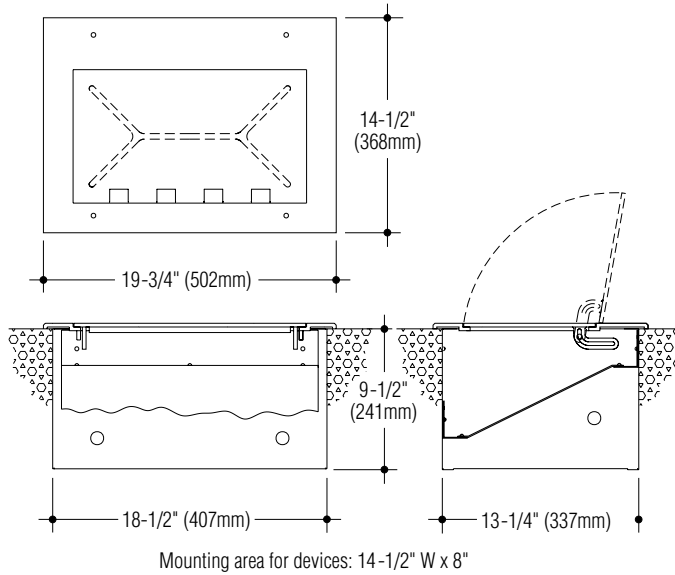
- Specified assortment of wiring devices can be factory or customer supplied and installed onto receptacle plates
- Recessed housing has four 1/2", 3/4", 1" combination conduit knockouts; additional knockouts available
- Metal voltage barriers can be supplied, as required, to separate low and high voltage devices
- cETLus listed electrical Metallic Outlet Box

Mounting

- Housing is suitable for concrete pour or wood floor installation
- Flanges are provided on the sides

How to Specify

1. Select catalog number with option suffix(es).
2. Specify electrical devices if factory installation is desired.
3. Indicate special conduit feed locations if required.



Catalog Numbers

TLS370

Options

Cast Bronze: Frame and door are satin finished cast red brass. Add suffix **-B**.

Flush Frame: Provides flangeless frame for non-carpeted floors; includes concrete cover for proper installation. Add suffix **-FF**.

Carpet Stops: Provides 1/4" vertical flange around perimeter of frame and cover for application of carpet directly on top of unit. Add suffix **-CS**.

Single Cord Slot: Provides single 4" wide cord slot with hinged door. Add suffix **-1S**.

Separation Barrier: Provides barrier below device mounting panel to allow different voltage devices to be used. Add suffix **-SB**.

Installed Devices: Specify required electrical devices for factory installation. Add suffix **-9**.

Device Options

Duplex Receptacle: Dual plug receptacle. Add suffix **-DUP**

Ground Fault Circuit Interrupter: Weather resistant/tamper resistant receptacle. Add suffix **-GFCI**

Duplex/Cable Receptacle: Combo dual plug and USB ports. Add suffix **-DUP/USB**

Phone/Ethernet: Telephone or data connection in modular Decora® cutout. Add suffix **-RJ11** or **-RJ45**

Standard cable connection interface: Universal Serial Bus port. Add suffix **-USB**










Audio/video interface: High-definition multimedia interface. Add suffix **-HDMI**

Microphone connector: XLR 3-pole, jack, panel mount. Add suffix **-MIC**

Speaker connector: XLR 4-pole, jack, panel mount. Add suffix **-SPKR**

Customer specific: Specify device or desired provisions. Add suffix **-9/(device or provisions)**

TLS370 Series Device Capacity Chart

								
-DUP duplex	-GFCI duplex w. circuit breaker	-DUP /USB duplex w. USB ports	-RJ11 1-6 jacks per insert	-RJ45 1-6 jacks per insert	-USB 1-6 ports per insert	-HDMI 1-6 ports per insert	-SPKR single	-MIC single
Maximum inserts per housing = 14							= 28	
Mixed and matched quantities not to exceed total in any column.								



C.W. Cole & Company, Inc.
2560 Rosemead Boulevard
South El Monte, CA 91733-1593

Tel. (626) 443-2473
Fax (626) 443-9253
info@colelighting.com
www.colelighting.com